

International Managed Portfolio Service

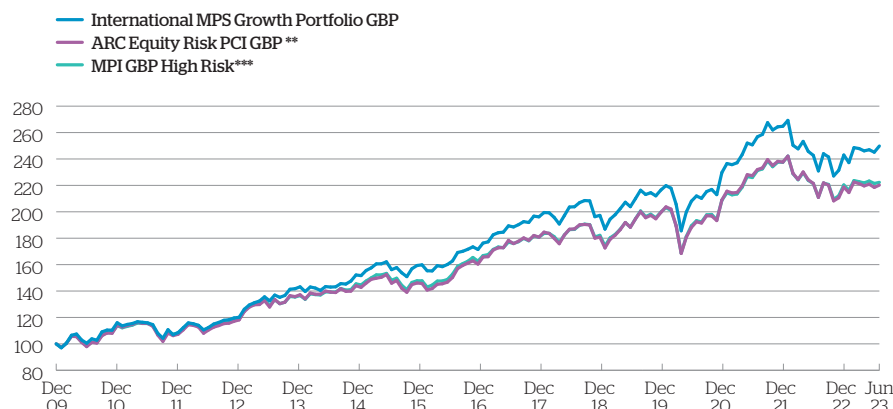
Growth Portfolio (£)

30.06.2023



BROOKS MACDONALD

Performance



Performance chart shows the value of £100 since 01.12.2009 as MPI data not available prior to this date. Source: Brooks Macdonald*/ARC PCI/MPI to 30.06.2023
Benchmarks are provided by Asset Risk Consultants and MP Analytics Ltd. Returns for the last three months may represent estimates only.

Trailing performance 30.06.2023	1M	3M	YTD	1Y	3Y	5Y	Since launch (annualised)	Cumulative return
International MPS Growth Portfolio (%)****	1.91	1.49	5.30	8.17	5.62	4.15	7.96	194.19
ARC Equity Risk PCI GBP (%)**	0.80	0.29	2.64	4.43	4.60	3.32	-	-
MPI GBP High Risk Index (%)***	0.38	0.19	2.79	5.31	4.77	3.55	-	-

Calendar year performance	2022	2021	2020	2019	2018
International MPS Growth Portfolio (%)	-11.88	13.81	7.61	17.63	-6.30
ARC Equity Risk PCI GBP (%)**	-11.40	12.31	5.82	18.04	-6.50
MPI GBP High Risk Index (%)***	-10.69	12.94	5.55	16.63	-5.16

Source: Brooks Macdonald*/ARC PCI/MPI to 30.06.2023

Performance figures shown on this factsheet are net of underlying fund charges but gross of Brooks Macdonald and professional adviser management fees. Deduction of these fees will impact on the performance shown. Prior to July 2012, returns are representative performance data from DPZ Capital Limited* portfolios managed on the Skandia Investment Solutions platform. Please note that performance figures of less than one year are not annualised.

*Managed at the relevant time by DPZ Capital Limited, which merged with Brooks Macdonald on 02.12.15.

Returns after November 2022 have been generated using FE Analytics.

**Represents the ARC Equity Risk PCI GBP Index. Benchmarks are provided by Asset Risk Consultants. Returns for the last three months may represent estimates only.

*** Represents the MPI GBP high risk index from 01.12.2009. Returns for the last three months may represent estimates only.

**** Data shown is since launch on 01.06.2009

Overview

A medium-to-high risk, capital growth orientated portfolio which aims to provide high levels of participation in growth assets, with associated high levels of equity market risk. The majority of investments will be in growth assets, such as equities, property and other alternative asset classes of investment, with smaller allocations to defensive investments such as fixed interest securities. Equity exposure is expected to range between 75-95%. The recommended investment time frame for this strategy is in excess of five years. Long term returns are targeted to exceed inflation by 4% per annum.

Key Facts

Launch date	01.06.2009
Currencies available	£,\$,€
Number of holdings	24
Minimum investment	£100,000
Overall portfolio yield	1.46%

Charges

Please refer to your professional adviser for details of costs and charges.

Key advantages

- Active portfolio management.
- Regular contributions and withdrawals.
- Online reporting, available 24 hours a day.
- Access to our research process.
- Investment in the lowest-cost share classes.

International MPS

Growth Portfolio (£)

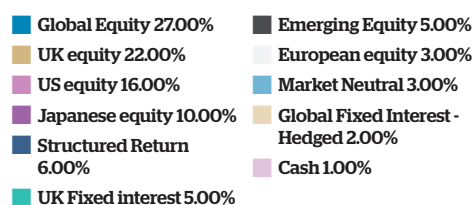
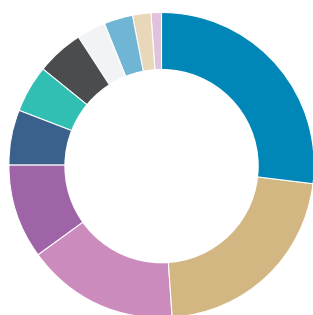
For further information:

T: +44 (0)1534 715 551

E: advisersolutions@brooksmacdonald.com

W: www.brooksmacdonald.com

Overall sector breakdown



Top ten holdings

Fund	%	Sector
ISHARES CORE FTSE100 UCITS ETF GBP	8.00	UK equity
THREADNEEDLE (LUX) UK EQTY INC LGP GBP DIS	7.00	UK equity
POLAR CAP FDS PLC UK VALUE OPPORTUNITIES S GB	7.00	UK equity
VANGUARD INVS SRS US 500 STK IDX INSTL PLS	6.00	US equity
GUINNESS AM FDS GUINNESS GBL EQTY INC Z GBP	6.00	Global Equity
FUNDSMITH SICAV FDSMITH EQTY FUND I GBP ACC	5.00	Global Equity
PICTET JPNSE EQ OPPS J DY GBP DIS	5.00	Japanese equity
PINNACLE ICAV AIKYA GLOBAL EMERGING MARKE	5.00	Japanese equity
FEDRTD HRMS INV FH ASIA EX JPN EQ F2 GBP	5.00	Emerging Equity
AB SICAV I INTERNATIONAL HEALTH CARE P	4.00	Global Equity
Total % of portfolio	58.00	
Total holdings (ex cash)	23	

Important information

Issued by Brooks Macdonald International.

International MPS Returns from November 2022 onwards are calculated from FE Analytics. Returns from November 2021 to October 2022 are calculated from live client portfolios. Returns prior to November 2021 were generated using model data from Morningstar. All data provided by Brooks Macdonald, unless otherwise stated, as at 30.06.2023

The information presented in this factsheet, including charges and performance, is for the Sterling portfolio. Other currencies may be available. Investment markets and conditions can change rapidly and as such the views expressed should not be taken as statements of fact, nor should reliance be placed on these views when making investment decisions. The price of assets in this portfolio and the income from them can go down as well as up and neither is guaranteed. Past performance is not a guide to future results. Investors may not get back the amount invested. Changes in rates of exchange may have an adverse effect on the value, price or income of an investment. Changes in interest rates may impact the value of fixed interest investments within the portfolio. The value of your investment may be impacted if underlying fixed interest holdings default, or market perception of their credit risk changes.

ARC Private Client Indices ("PCI") are based on historical information and past performance is not indicative of future performance. PCI are computed using a complex calculation and the results are provided for information purposes only and are not necessarily an indicator of suitability for your specific investment or other requirements. ARC does not guarantee the performance of any investment or portfolio or the return of an investor's capital or any specific rate of return. ARC accepts no liability for any investment decision made on the basis of the information contained in this report. You should always complete your own analysis and/or seek appropriate professional advice before entering into an agreement with any PCI Data Contributor. The content is the property of ARC or its licensors and is protected by copyright and other intellectual property laws. Use of the information herein is governed by strict Conditions of Use as detailed on www.suggestus.com.

This document is for information purposes only and should not be reproduced, copied or made available to others. It should neither be construed as a solicitation or an offer to purchase or sell investments or related financial instruments nor does it constitute advice or a recommendation and you should not make any investment decisions on the basis of it. This document has no regard for the specific investment objectives, financial situation or needs of any person or specific entity and contains only brief information on the portfolio. If you do not understand any part of the document or you require guidance please contact your professional adviser. Brooks Macdonald is a trading name of Brooks Macdonald Group plc used by various companies in the Brooks Macdonald group of companies. Brooks Macdonald International is a trading name of Brooks Macdonald Asset Management (International) Limited. Brooks Macdonald Asset Management (International) Limited is licensed and regulated by the Jersey Financial Services Commission. Its Guernsey branch is licensed and regulated by the Guernsey Financial Services Commission and its Isle of Man branch is licensed and regulated by the Isle of Man Financial Services Authority. In respect of services provided in the Republic of South Africa, Brooks Macdonald Asset Management (International) Limited is an authorised Financial Services Provider regulated by the South African Financial Sector Conduct Authority. Registered in Jersey No. 143275. Registered office: 5 Anley Street, St Helier, Jersey, JE2 3QE.